

# Ray

DIVANI

2010

Antonio Citterio



## Descrizione

---

Estetica e funzione per Ray, sistema modulare a partire da elementi lineari, chaise longue e terminali che generano configurazioni anche angolari e a penisola. Punti di forza sono la linearità e la semplicità arricchiti da dettagli sartoriali come la cucitura a "punto cavallo" che, in tinta o a contrasto, caratterizza i rivestimenti sfoderabili. Peculiarità del sistema è il piedino ad "U" in pressofusione che, insieme all'altezza dei cuscini di seduta, contribuisce alla percezione visiva di Ray come divano di estrema eleganza ed equilibrio formale.

## Informazioni tecniche

---

**Telaio interno**

tubolari e profilati d'acciaio

**Imbottitura telaio interno**

schiuma di poliuretano flessibile a freddo Bayfit®, fodera in fibra di poliestere

**Imbottitura telaio interno (RY183P)**

poliuretano sagomato a densità differenziata, fodera in fibra di poliestere

**Imbottitura cuscino sedile**

poliuretano sagomato a densità differenziata, piuma sterilizzata, fodera in fibra di poliestere e cotone

**Imbottitura cuscino schienale (RYG235N-RYLG275N)**

poliuretano sagomato, fibra di poliestere, fodera in fibra di poliestere e cotone

**Cuscino schienale (RY48C-RY72C-RY72CP)**

fibra di poliestere, tipologia a fascia, cuciture punto cavallo

**Piedini**

fusione d'alluminio

**Puntali**

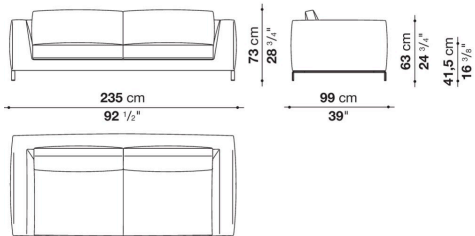
materiale termoplastico

**Rivestimento**

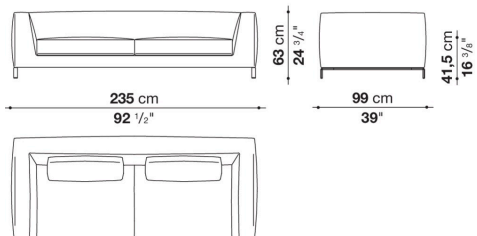
tessuto o pelle (cuciture punto cavallo)

# Disegni tecnici

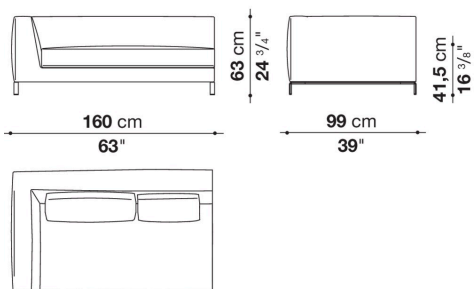
**RYG235N**



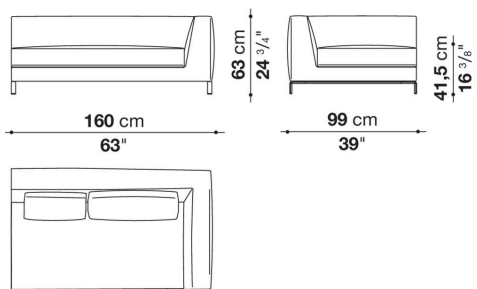
**RY235N**



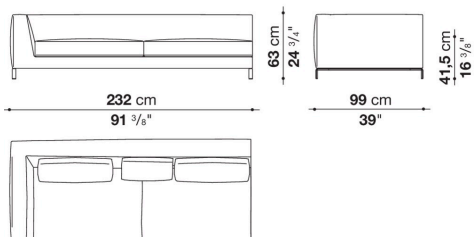
**RY160SN**



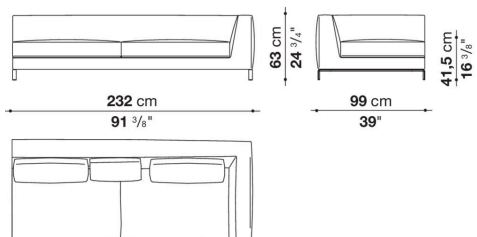
**RY160DN**



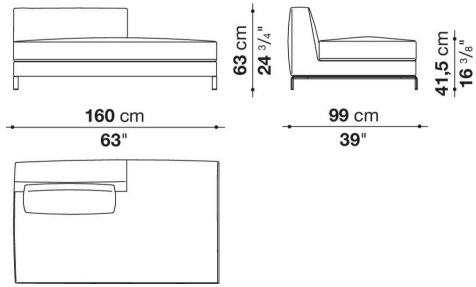
**RY232SN**



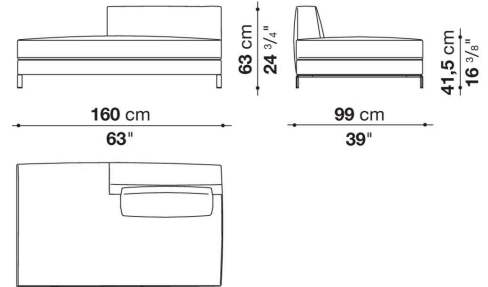
**RY232DN**



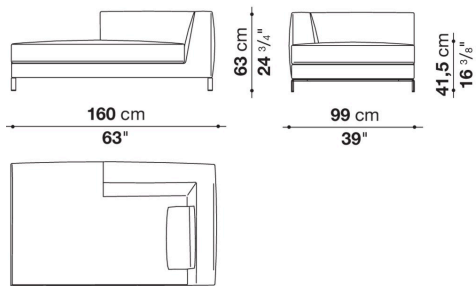
**RY160TPS**



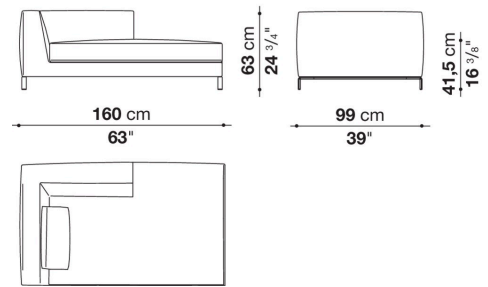
**RY160TPD**



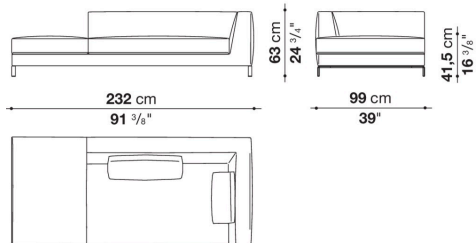
**RY160LS**



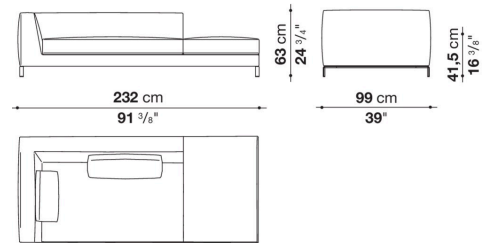
**RY160LD**



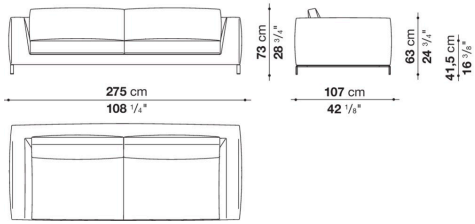
**RY232LSN**



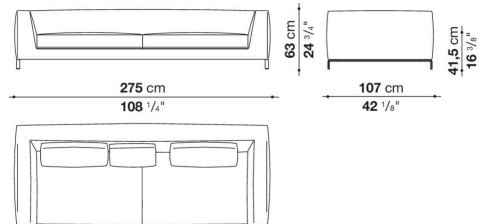
**RY232LDN**



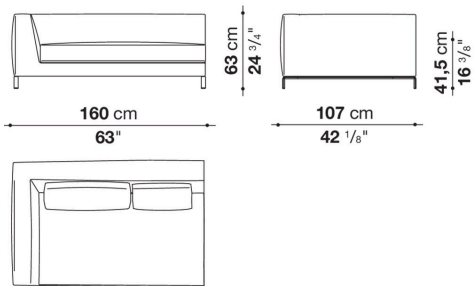
**RYLG275N**



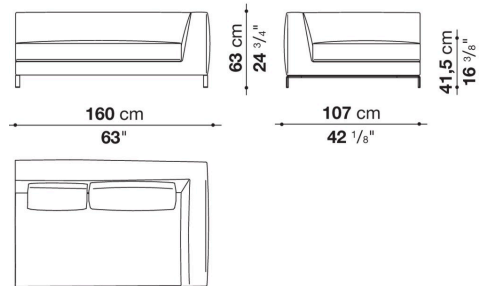
**RYL275N**



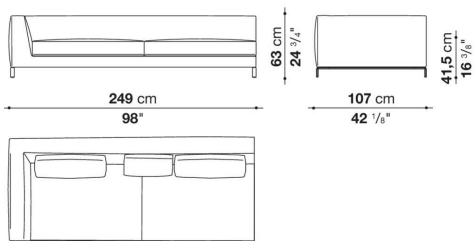
**RYL160SN**



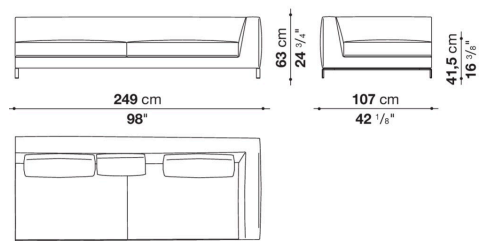
**RYL160DN**



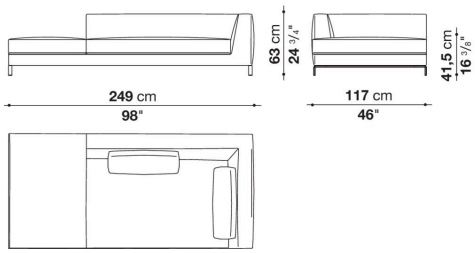
**RYL249SN**



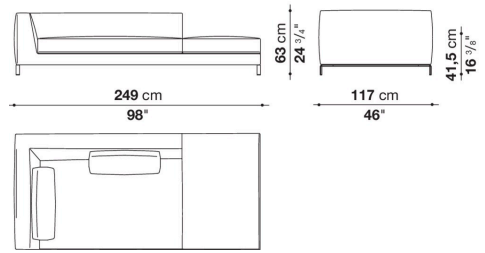
**RYL249DN**



**RYL249LSN**



**RYL249LDN**



**RY183P**

